

Cascade Coupling/Cyclization Process to N-Substituted 1,3-Dihydrobenzimidazol-2-ones

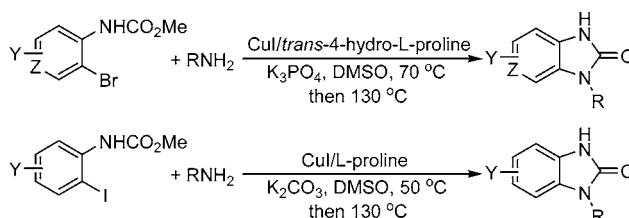
Benli Zou,[†] Qiliang Yuan,[†] and Dawei Ma^{*,‡}

Department of Chemistry, Fudan University, Shanghai 200433, China, and State Key Laboratory of Bioorganic and Natural Products Chemistry, Shanghai Institute of Organic Chemistry, Chinese Academy of Sciences, 354 Fenglin Lu, Shanghai 200032, China

madw@pub.sioc.ac.cn

Received July 29, 2007

ABSTRACT



Assembly of N-substituted 1,3-dihydrobenzimidazol-2-ones is achieved starting from methyl o-haloarylcarbamates via a CuI/amino acid catalyzed coupling with amines and subsequent condensative cyclization. A number of functional groups are tolerated by these reaction conditions, including vinyl, nitro, carboxylate, amide, ester, ketone, and silyl ether groups.

The 1,3-dihydrobenzimidazol-2-one moiety can be found in many pharmaceutically important molecules that possess a wide range of biological activities. Recent examples include RWJ-333966 (**1**), a selective vasopressin 1a receptor antagonist that is a promising candidate for the treatment of anxiety disorders,¹ HIV-1 RT non-nucleoside inhibitor **2**,² orally bioavailable sirohydanoin CGRP receptor antagonist **3**,³ p38 MAP kinase inhibitor **4**,⁴ respiratory syncytial virus fusion inhibitor **5**,⁵ as well as the progesterone receptor antagonist **6**⁶ (Figure 1).

Two typical methods have generally been applied for the elaboration of N-substituted 1,3-dihydrobenzimidazol-2-ones. One is the selective alkylation or arylation of either nitrogen atoms of 1,3-dihydrobenzimidazol-2-ones, which often requires a protection strategy.^{3,5,6} Another one involves nucleophilic displacement of 2-fluoronitrobenzenes with amines and subsequent reduction and cyclization with carbonyl-diimidazole.^{4,7} This route is problematic for the synthesis of diverse products because of the limited source of 2-fluoronitrobenzenes. These drawbacks have prompted Kueth and co-workers to develop a Pd-catalyzed aryl amination strategy

[†] Fudan University.[‡] Chinese Academy of Sciences.(1) Guillaume, M. *Org. Process Res. Dev.* **2006**, *10*, 1227.(2) Barreca, M. L.; Rao, A.; De Luca, L.; Zappalà, M.; Monforte, A.-M.; Maga, G.; Pannecouque, C.; Balzarini, J.; De Clercq, E.; Chimirri, A.; Monforte, P. *J. Med. Chem.* **2005**, *48*, 3433.(3) Bell, I. M.; Bednar, R. A.; Fay, J. F.; Gallicchio, S. N.; Hochman, J. h.; McMasters, D. R.; Miller-Stein, C.; Moore, E. L.; Mosser, S. D.; Pudvah, N. T.; Quigley, A. G.; Salvatore, C. A.; Stump, C. A.; Theberge, C. R.; Wong, B. K.; Zartman, C. B.; Zhang, X.-F.; Kane, S. A.; Graham, S. L.; Vacca, J. P.; Williams, T. M. *Bioorg. Med. Chem. Lett.* **2006**, *16*, 6165.(4) Hammach, A.; Barbosa, A.; Gaenzler, F. C.; Fadra, T.; Goldberg, D.; Hao, M.-H.; Kroe, R. R.; Liu, P.; Qian, K. C.; Ralph, M.; Sarko, C.; Soleymanzadeh, F.; Moss, N. *Bioorg. Med. Chem. Lett.* **2006**, *16*, 6316.(5) Yu, K.-L.; Sin, N.; Civiello, R. L.; Wang, X. A.; Combrink, K. D.; Gulgeze, H. B.; Venables, B. L.; Wright, J. J. K.; Dalterio, R. A.; Zadjura, L.; Marino, A.; Dando, S.; D'Arienzo, C.; Kadow, K. F.; Cianci, C. W.; Li, Z.; Cianci, C. W.; Clarke, J.; Genovesi, E. V.; Medina, I.; Lamb, L.; Colonna, R. L.; Yang, Z.; Krystal, M.; Meanwell, N. A. *Bioorg. Med. Chem. Lett.* **2007**, *17*, 895.(6) Terefenko, E. A.; Kern, J.; Fensome, A.; Wrobel, J.; Zhu, Y.; Cohen, J.; Winneker, R.; Zhang, Z.; Zhang, P. *Bioorg. Med. Chem. Lett.* **2005**, *15*, 3600.(7) (a) Li, Q.; Li, T.; Woods, K. W.; Gu, W.-Z.; Cohen, J.; Stoll, V. S.; Galicia, T.; Hutchins, C.; Frost, D.; Rosenberg, S. H.; Sham, H. L. *Bioorg. Med. Chem. Lett.* **2005**, *15*, 2918. (b) Kawamoto, H.; Nakashima, H.; Kato, T.; Arai, S.; Kamata, K.; Iwasawa, Y. *Tetrahedron* **2001**, *57*, 981.

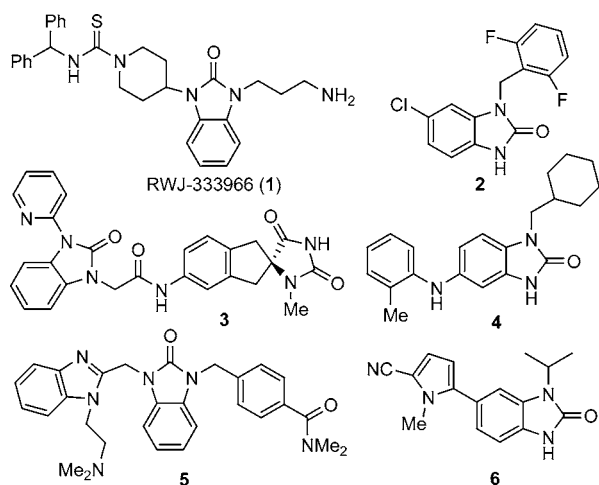
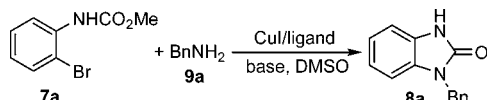


Figure 1. Structures of some biologically important N-substituted 1,3-dihydrobenzimidazol-2-ones.

leading to substituted imidazo[4,5-*b*]pyridin-2-ones.⁸ As a part of our continuing effort to assemble heterocycles by Cu-catalyzed cross-coupling reactions,^{9,10} we became interested in developing a new protocol for the assembly of N-substituted 1,3-dihydrobenzimidazol-2-ones via CuI/ligand-catalyzed aryl amination¹¹ of methyl *o*-haloarylcarbamates. The studies thus undertaken are disclosed herein.

The reaction of methyl 2-bromophenylcarbamate **7a** and benzylamine was chosen to screen for suitable reaction conditions (Table 1). Initially, our standard conditions for

Table 1. Synthesis of N-Benzyl 1,3-Dihydrobenzimidazol-2-one **8a** via Coupling of Bromide **7a** and Benzyl Amine **9a**^a



entry	ligand	base	temp (°C)	yield (%) ^b
1	L-proline	K ₂ CO ₃	60–130	52
2	L-proline	K ₂ CO ₃	70–130	58
3	L-proline	Cs ₂ CO ₃	70–130	55
4	L-proline	K ₃ PO ₄	70–130	65
5	<i>trans</i> -4-hydroxy-L-proline	K ₃ PO ₄	70–130	77

^a Reaction conditions: **7a** (0.5 mmol), **9a** (0.5 mmol), CuI (0.1 mmol), ligand (0.2 mmol), base (1.0 mmol), DMSO (1 mL), 60 °C, 24 h (for entry 1), or 70 °C, 4 h (for entries 2–5), then 130 °C, 6 h. ^b Isolated yield.

the amination of aryl bromides were attempted.^{11,i} Accordingly, the reaction was conducted under the action of 20 mol % of CuI, 40 mol % of L-proline, and K₂CO₃ in DMSO at 60 °C. It was found that after 24 h most of the bromide was

consumed, and only the cross-coupling product was identified, indicating that the condensative cyclization required higher reaction temperatures. After some trials, we found that the desired cyclization product **8a** could be obtained in moderate yield by heating the reaction mixture at 130 °C for 6 h after the initial cross-coupling step (entry 1). It is noteworthy that the cross-coupling reaction was not complete after heating at 60 °C for 24 h. The lower reactivity displayed by bromide **7a**, compared to the 2-bromoacetanilides reported earlier by our group,^{9a} demonstrates that the carbamate does not provide *ortho*-assistance during the coupling reaction. Increasing the temperature of the coupling reaction to 70 °C resulted in an improved yield (entry 2). Switching the base to Cs₂CO₃ provided a similar result (entry 3), while a better yield was observed when K₃PO₄ was employed (entry 4). Further improvement was achieved when *trans*-4-hydroxy-L-proline was used as the ligand¹² (entry 5). The change in solubility of either the ligand or metal complex was tentatively accepted to account for this difference.

We then explored the scope and limits of our newly developed cascade process by varying the bromides and amines. We were pleased to find that functionalized amines such as amino acid **9b**, amino amide **9c**, and allyl amine **9d** delivered the corresponding 1,3-dihydrobenzimidazol-2-ones under our reaction conditions (Table 2). Compound **8b** is obviously a promising intermediate for the assembly of the CGRP receptor antagonist **3**. The electronic nature of the aryl bromides seems to have little influence on the reaction, which is evident from the fact that both electron-rich and electron-deficient aryl bromides gave satisfactory results. For the coupling step, sterically hindered amines generally required longer reaction times (entries 2 and 6), which is consistent with the observations in our previous work.¹¹ A wide range of functional groups on the aryl bromides, such as ester, ketone, amide, nitro, and silyl ether groups, survived under these reaction conditions. Heteroaryl bromide **7j**

(10) For recent studies on the synthesis of N-heterocycles through Ullmann-type couplings from other groups, see: (a) Evindar, G.; Batey, R. A. *Org. Lett.* **2003**, *5*, 133. (b) Altenhoff, G.; Glorius, F. *Adv. Synth. Catal.* **2004**, *346*, 1661. (c) Klapars, A.; Parris, S.; Anderson, K. W.; Buchwald, S. L. *J. Am. Chem. Soc.* **2004**, *126*, 3529. (d) Yang, T.; Lin, C.; Fu, H.; Jiang, Y.; Zhao, Y. *Org. Lett.* **2005**, *7*, 4781. (e) Evindar, G.; Batey, R. A. *J. Org. Chem.* **2006**, *71*, 1802. (f) Martín, R.; Rodríguez, R.; Buchwald, S. L. *Angew. Chem., Int. Ed.* **2006**, *45*, 7079. (g) Rivero, M. R.; Buchwald, S. L. *Org. Lett.* **2007**, *9*, 973. (h) Yuan, X.; Xu, X.; Zhou, X.; Yuan, J.; Mai, L.; Li, Y. *J. Org. Chem.* **2007**, *72*, 1510.

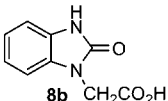
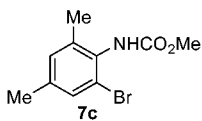
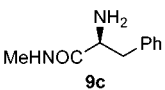
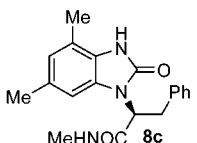
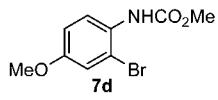

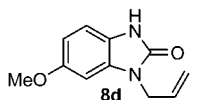
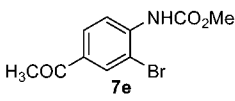
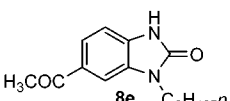
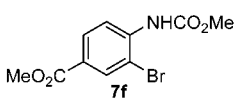
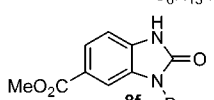
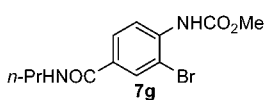
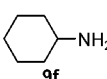
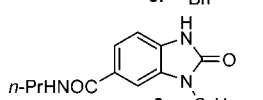
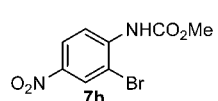
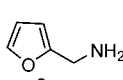
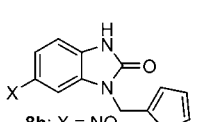
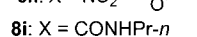
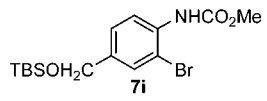

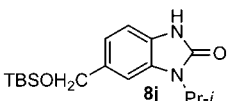
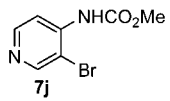
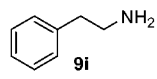
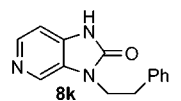
(11) For selected references, see: (a) Ma, D.; Zhang, Y.; Yao, J.; Wu, S.; Tao, F. *J. Am. Chem. Soc.* **1998**, *120*, 12459. (b) Goodbrand, H. B.; Hu, N.-X. *J. Org. Chem.* **1999**, *64*, 670. (c) Ma, D.; Xia, C. *Org. Lett.* **2001**, *3*, 2583. (d) Klapars, A.; Antilla, J. C.; Huang, X.; Buchwald, S. L. *J. Am. Chem. Soc.* **2001**, *123*, 7727. (e) Gujadhur, R. K.; Bates, C. G.; Venkataraman, D. *Org. Lett.* **2001**, *3*, 4315. (f) Antilla, J. C.; Klapars, A.; Buchwald, S. L. *J. Am. Chem. Soc.* **2002**, *124*, 11684. (g) Kwong, F. Y.; Klapars, A.; Buchwald, S. L. *Org. Lett.* **2002**, *4*, 581. (h) Kwong, F. Y.; Buchwald, S. L. *Org. Lett.* **2003**, *5*, 793. (i) Ma, D.; Cai, Q.; Zhang, H. *Org. Lett.* **2003**, *5*, 2453. (j) Cristau, H.-J.; Cellier, P. P.; Spindler, J.-F.; Taillefer, M. *Chem.-Eur. J.* **2004**, *10*, 5607. (k) Cai, Q.; Zhu, W.; Zhang, H.; Zhang, Y.; Ma, D. *Synthesis* **2005**, 496. (l) Zhang, H.; Cai, Q.; Ma, D. *J. Org. Chem.* **2005**, *70*, 5164. (m) Shafir, A.; Buchwald, S. L. *J. Am. Chem. Soc.* **2006**, *128*, 8742. (n) Zhang, Z.; Mao, J.; Zhu, D.; Wu, F.; Chen, H.; Wan, B. *Tetrahedron* **2006**, *62*, 4435. (o) Rao, H.; Jin, Y.; Fu, H.; Jiang, Y.; Zhao, Y. *Chem.-Eur. J.* **2006**, *12*, 3636. (p) Lange, B.; Lambers-Verstappen, M. H.; Vondervoort, L. S.; Sereinig, N.; Rijk, R.; Vries, A. H. M.; Vries, J. G. *Synlett* **2006**, 3105.

(12) This ligand was found to be more effective than L-proline in our previous work on CuI-catalyzed C–C bond formation. See: Xie, X.; Chen, Y.; Ma, D. *J. Am. Chem. Soc.* **2006**, *128*, 16050.

(8) Kuethe, J. T.; Wong, A.; Davies, I. W. *J. Org. Chem.* **2004**, *69*, 7752.

(9) (a) Zou, B.; Yuan, Q.; Ma, D. *Angew. Chem., Int. Ed.* **2007**, *46*, 2598. (b) Lu, B.; Ma, D. *Org. Lett.* **2006**, *8*, 6115.

Table 2. Synthesis of Substituted 1,3-Dihydrobenzimidazol-2-ones via a Cascade Coupling/Cyclization Process from Aryl Bromides^a

entry	bromide	amine	time (h) coupling/cyclization	product	yield (%) ^b
1	7a	$\text{NH}_2\text{CH}_2\text{CO}_2\text{H}$ 9b	5/4	 8b	73 ^c
2	 7c	 9c	22/24	 8c	76
3	 7d	 9d	11/8	 8d	62
4	 7e	$n\text{-C}_6\text{H}_{13}\text{NH}_2$ 9e	10/9	 8e	70
5	 7f	9a	12/12	 8f	74
6	 7g	 9f	21/12	 8g	66
7	 7h	 9g	4/10	 8h : X = NO ₂	82
8	7g		5/4	 8i : X = CONHPr- <i>n</i>	82
9	 7i	 9h	11/14	 8j	75
10	 7j	 9i	10/12	 8k	62

^a Reaction conditions: bromide **7** (0.5 mmol), amine **9** (0.5 mmol), CuI (0.1 mmol), *trans*-4-hydroxy-L-proline (0.2 mmol), K₃PO₄ (1.0 mmol), DMSO (1 mL), 70 °C, then 130 °C. ^b Isolated yield. ^c 2.0 mmol of base was added.

reacted with 2-phenylethylamine **9i** to afford imidazo[4,5-*b*]pyridin-2-one **8k** in 62% yield (entry 10). It is noteworthy that some of its analogues have exhibited potent inhibition activity against respiratory syncytial virus fusion.⁵ Our results demonstrate that the present protocol allows diverse synthesis of functionalized 1,3-dihydrobenzimidazol-2-ones.

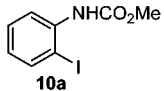
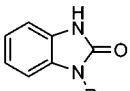
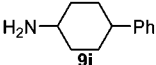
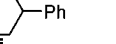
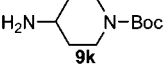
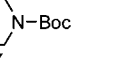
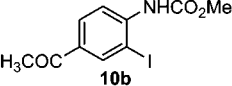
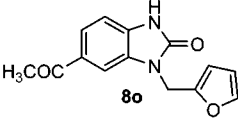
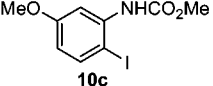
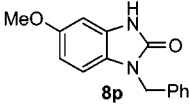
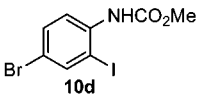
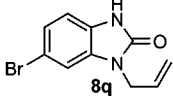
We next focused our attention on employing methyl *o*-iodoarylcarbamates as the substrates. After screening a number of parameters in the reaction of methyl 2-iodophenylcarbamate **10a** and benzylamine, the use of K₂CO₃ as a base and L-proline as a ligand was found to promote the highest yields (81%, entry 1, Table 3). In these cases, the coupling reaction proceeded at 50 °C even when using 10 mol % of copper catalyst. Under these reaction conditions, a number of aryl iodides and amines were applied, and they all gave the corresponding 1,3-dihydrobenzimidazol-2-ones

in good yields, thereby providing an alternative route for the synthesis of these heterocyclic compounds. Some of the products are potential building blocks for the synthesis of known bioactive compounds. For example, **8n** could be used to assemble vasopressin 1a receptor antagonist RWJ-333966¹ and 11b-hydroxysteroid dehydrogenase type I inhibitors.¹³ When methyl 2-iodo-4-bromophenylcarbamate **10d** was used, **8q** was isolated exclusively, indicating that selectivity between aryl iodides and aryl bromides can be achieved under the present coupling conditions.

In conclusion, we have developed a novel protocol for the elaboration of N-substituted 1,3-dihydrobenzimidazol-2-ones via a CuI/amino acid catalyzed cascade coupling/

(13) Flyrén, K.; Bergquist, L. O.; Castro, V. M.; Fotsch, C.; Johansson, L.; St. Jean, D. J., Jr.; Sutin, L.; Williams, M. *Bioorg. Med. Chem. Lett.* **2007**, *17*, 3421.

Table 3. Synthesis of Substituted 1,3-Dihydrobenzimidazol-2-ones via a Cascade Coupling/Cyclization Process from Aryl Iodides^a

entry	bromide	amine	time (h) coupling/cyclization	product	yield (%) ^b
1	 10a	9a	3/3	 8a : R = Bn 8l : R = allyl	81
2		9d	4/6		82
3		 9j	7/3	8m : R = 	85
4		 9k	7/5	8n : R = 	74
5	 10b	9g	12/12	 8o	82
6	 10c	9a	7/3	 8p	80
7	 10d	9d	7/5	 8q	66

^a Reaction conditions: iodide **10** (0.5 mmol), amine **9** (0.5 mmol), CuI (0.05 mol), L-proline (0.1 mmol), K₂CO₃ (1.0 mmol), DMSO (1 mL), 50 °C, then 130 °C. ^b Isolated yield.

condensative cyclization strategy. This method allows the use of various primary amines and methyl *o*-haloarylcarbamates to assemble versatile heterocycles in a one-pot manner. Thus, it should find extensive applications in the synthesis of biologically active molecules.

Acknowledgment. The authors are grateful to the Chinese Academy of Sciences, National Natural Science Foundation

of China (grant 20621062 & 20572119), for their financial support.

Supporting Information Available: Experimental procedures and copies of ¹H NMR and ¹³C NMR spectra for all new products. This material is available free of charge via the Internet at <http://pubs.acs.org>.

OL701792J